



Steps

Wholesale/sq.ft.

Bluestone - BLUE SELECT		
Thermal	6" x 18" / 24" x 3' / 4' / 5'	available up to 8'
Snapped	6" x 18" / 24" x 3' / 4'	
Bluestone - FULL RANGE		
Thermal	6" x 18" / 24" x 3' / 4' / 5'	available up to 8'
Snapped	6" x 18" / 24" x 3' / 4'	
Bluestone - BLUE/ GREEN - Thermal	6" x 18" / 24" x 3' / 4' / 5'	available up to 8'
Chilton Weathered Edge	18" / 24" x 3' / 4' / 5'	available up to 8'
Cold Spring Granite		
Door County Weathered Edge	18" / 24" x 3' / 4' / 5'	
Eden		
Cut/ Rocked	18" / 24" x 3' / 4' / 5'	available up to 8'
Snapped	18" / 24" x 3' / 4'	
Eden Weathered Edge	18" / 24" x 3' / 4' / 5'	available up to 8'
Fond du Lac - Cut/ Rocked	18" / 24" x 3' / 4' / 5'	available up to 8'
Highland Brown - Snapped	18" / 24" x 3' / 4'	
 Palm Beach - Rocked	18" / 24" x 3' / 4'	
Sandy Creek - Snapped	18" / 24" x 3' / 4'	

Treads/ Coping

Wholesale/sq.ft.

Bluestone - BLUE SELECT - Thermal	2" x 12" / 14" / 18" / 24" x 3' / 4' / 5'	available up to 8'
Bluestone - FULL RANGE - Thermal	2" x 12" / 14" / 18" / 24" x 3' / 4' / 5'	available up to 8'
Bluestone - BLUE/ GREEN - Thermal	2" x 12" / 14" / 18" / 24" x 3' / 4' / 5'	available up to 8'
Golden Sunset - Full Bullnose	2" x 14" x 3' / 4' / 5'	Natural Top
Indiana Limestone - Rockfaced	2" x 14" x 3' / 4' / 5'	Sanded Top
Indiana Limestone - Full Bullnose	2.25" x 14" x 3' / 4' / 5'	Sanded Top
Lakeshore - Full Bullnose	2" x 14" x 3' / 4' / 5'	Natural Top
 Palm Beach - Rockfaced	2" x 14" x 3' / 4' / 5'	Sanded Top
Provence - Rockfaced	2" x 12" / 14" / 18" x 3' / 4' / 5'	Natural Top
Vintage - 1/2 Bullnose	2" x 14" x 3' / 4' / 5'	Honed Top
Gold		
Buttercream (7-10 day lead)		
Ivory		
Walnut		
Black		

Slabs (Available select sizes / thicknesses)

Wholesale

Bluestone
Blue Select - Thermal
Full Range
Blue/Green - Thermal
Vintage
Walnut
Ivory
Indiana Limestone
Granite
Golden Sunset
 Palm Beach

* Wholesale/Direct Ship/Full Truck/Freight Included - Earned Volume Discount less additional 5% discount.



Lurvey Select® Natural Stone

Pillar Caps

Indiana Limestone

Rocked 4 sides	3" x 24" x 24" 3" x 26" x 26"	custom sizes available
----------------	----------------------------------	------------------------

Earthworks¹ - Sandstone or Limestone

Rocked 4 sides	4" x 24" x 24"
Rocked 4 sides - drilled	

Bluestone - Blue Select - Thermal top

Rocked 4 sides	2" x 24" x 24"	custom sizes available
----------------	----------------	------------------------

****Reference 'FABRICATION' section for the price schedule for: Bullnosing, Thermalling, Rockfacing, Custom Cuts, and Radius Coping**

Fabrication

Lurvey Landscape Supply offers Fabrication as a service to our customers. We inventory many different types of slab material such as: Bluestone, Indiana Limestone, Quartzites, and Travertine in varying thicknesses. LLS can also fabricate/ treat/ and finish many other stone materials to meet most design applications such as radius copings, hearths, treads, caps, sills, bollards, etc...as well as edge-treat most materials with rockfacing, bullnosing, thermalling, etc...

Please use the following as a guide only, actual quotes for specific jobs and materials may be necessary.

Guidelines:

- 1.) Square footage sold is figured on the amount of material USED to do a job, not the size of the finished product
- 2.) The following prices are in addition to the price of the product. Figure price based on length of cut. If from a slab, ALL sides must be cut. Radius or curved cuts must be measured to figure pricing.
- 3.) Figure additional charges as necessary, including Templating Charges and Mylar to make any template necessary. Cardboard and cloth templates cannot be accepted and LLS assumes no liability for the accuracy of customer provided templates. Please consider any hourly rates for templating to include travel and site time, layout time, and templating time.
- 4.) All custom orders must be authorized and signed for before we can initiate fabrication.
- 5.) A 50% deposit is required to initiate fabrication and ALL CUSTOM ORDERS ARE FINAL!!
- 6.) All fabricated material needs to be picked up no more than 2 weeks after completion. Upon pick up, customer must sign off on the receipt confirming material is in good condition. After this time, your account will be charged, and LLS cannot be responsible for damage to the fabricated material.

Fabrication	Material Thickness
	1 - 2.5"
<u>Thermal Edge</u>	
<u>Rockfacing</u>	
<u>Bullnosing</u> (does not include thermalling)	
<u>Bullnosing - Radius</u>	
<u>Honed Edge</u>	
<u>Polished Edge</u>	
<u>Straight Cut</u>	
<u>Radius Cut</u>	
<u>Hole Drilling (1.5" - 3")</u>	
<u>Templating</u>	
<u>Edge Filling (Travertine)</u>	
<u>Touch-Up Indiana Limestone</u>	
<u>Mylar - 50" x 100'</u>	

* Wholesale/Direct Ship/Full Truck/Freight Included - Earned Volume Discount less additional 5% discount.



Steps/Treads/Caps



Bluestone Snapped Steps



Bluestone Rockfaced Steps



Bluestone Thermal Steps



Chilton Weathered Edge Steps



Door County Weathered Edge Steps



Eden Cut Steps



Eden Snapped Steps



Eden Weathered Edge Steps



Fond du Lac Cut Steps



Highland Brown Steps



Lannon Steps



Sandy Creek Steps



Bluestone Blue Rockfaced Tread



Bluestone Blue Bullnosed Tread



Bluestone Blue Thermal Edge Tread




Bluestone Full Range Thermal Edge Tread



Golden Sunset Tread



Limestone Bullnosed Tread



Limestone Rockfaced Tread



Provence Tread



Sahara Gold Tread



Vintage Black Tread



Vintage Gold Tread



Vintage Ivory Tread



Vintage Walnut Tread



Bluestone Blue Rockfaced Cap



Bluestone Blue Thermal Cap



Limestone Rockfaced Cap

